


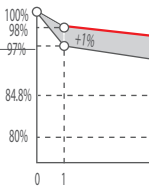


365-3

 <p>21.1%</p>	
<p>2%</p>	<p>(5400) * (3800)</p>
	



**

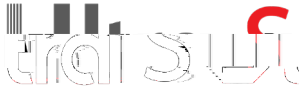
A

A

CE IEC 61730 IEC 61215
 SA 8000
 ISO 9001
 ISO 14001
 ISO 45001 Occupational Health and Safety
 IEC TS 62941



*



STPXXXS - B60/Wnhm 365-385W

A

A	166
A	120 (6 20)
	1756 1039 35
	(69.1 40.9 1.4)
	20.3 (44.8)
	3.2 (0.126)
	4.0
A	(-) 350 (+) 160
	68
	(3)
	-40/A +85/A
	1000 / 1500 A (A)
	20 A
	0/+5

A

	385 -B60/	380 -B60/	375 -B60/	370 -B60/	365 -B60/
A	A	A	A	A	A
(/)	385 290.9	380 286.3	375 281.9	370 278.2	365 274.3
(/)	34.9 32.4	34.7 32.2	34.5 32.2	34.3 32.0	34.1 31.8
A (/A)	11.04 8.99	10.96 8.92	10.87 8.76	10.79 8.69	10.71 8.62
A (/)	41.5 39.0	41.3 38.9	41.1 38.9	40.9 38.7	40.7 38.5
A A (/A)	11.72 9.46	11.64 9.39	11.57 9.24	11.49 9.17	11.42 9.10
(%)	21.1	20.8	20.6	20.3	20.0

A: 1000 /², 25/A, A=1.5; 800 /², 20/A, A=1.5; +/- 3%

A

	42 2/A
A	-0.36%/A
A	-0.304%/A
A	0.050%/A

A

A	20' A	40' A
	31	31
	6	26
	186	806
	1786 1130 1203	
	679	

Graphs A & A (385)

